

SILHOUETTE

15mm (9/16") Bolt-Slot Systems



Physical Data

Material

Hot dipped galvanized steel

Surface Finish

Baked polyester paint

Cross Tee/Main Beam Interface

Mitered

End Detail

Main Beam: Coupling

Cross Tee: Integral

Warranty

See pages 104-105 for details

Color Selection

ColorReady



White (WH)

NOTE: Items BP8042112BI, BP8047112BI, BP8020112BI, BP8027112BI, BP8030112BI, BP8037112BI, are available in black reveal.

OPTIMA with SILHOUETTE 15mm with 6mm Reveal Bolt-Slot grid



SILHOUETTE 15mm Bolt-Slot System with 6mm Reveal



SILHOUETTE Main Beam



SILHOUETTE Cross Tee



Armstrong[®]

SILHOUETTE

15mm (9/16") Bolt-Slot Systems



Key Selection Attributes

- Hot dipped galvanized coating inhibits red rusting better than electrogalvanized or painted systems
- Rotary-stitched during manufacture by a patented method** for additional torsional strength and extra stability

during installation; maintains size and shape of reveal when cutting perimeter tees

- Choice of black and white reveal

Typical Applications

- Offices
- Schools
- Retail
- Hotel

Recycled Content:

25%

Colors
See pg.96

Visual Selection

Performance Selection

| GRID FACE | ITEM NUMBER | DESCRIPTION | DIMENSIONS | REVEAL COLOR | HANGER SPACING* (Kg/m, Simple Span) | ASTM/ DUTY CLASS |
|------------------------------|----------------------------|----------------------------|--|--------------|-------------------------------------|------------------|
| SILHOUETTE-6mm REVEAL | | | | | | |
| 1200mm | | | | | | |
| 15mm 9/16" | BP8042112BI BP8047112BI | 3000mm ID Main Beam 10' | 3000 x 15 x 42mm 120 x 9/16" x 1-5/8" | Black | 18.10 | ID |
| 15mm 9/16" | BP8042112 BP8047112 | 3000mm ID Main Beam 10' | 3000 x 15 x 42mm 120 x 9/16" x 1-5/8" | White | 18.10 | ID |
| 15mm 9/16" | BP8030112BI BP8037112BI | 1200mm Cross Tee 4' | 1200 x 15 x 42mm 48 x 9/16" x 1-5/8" | Black | - | - |
| 15mm 9/16" | BP8030112 BP8037112 | 1200mm Cross Tee 4' | 1200 x 15 x 42mm 48 x 9/16" x 1-5/8" | White | - | - |
| 15mm 9/16" | BP8020112BI BP8027112BI | 600mm Cross Tee 2' | 600 x 15 x 42mm 24 x 9/16" x 1-5/8" | Black | - | - |
| 15mm 9/16" | BP8020112 BP8027112 | 600mm Cross Tee 2' | 600 x 15 x 42mm 24 x 9/16" x 1-5/8" | White | - | - |
| Wall Molding | | | | | | |
| 19mm | BPT1945H | 3000mm Angle Molding | 3000 x 19 x 19mm | - | - | - |
| 14mm | BP784003 | 3600mm Shadow Molding | 3600 x 19 x 7 x 7 x 14mm | - | - | - |

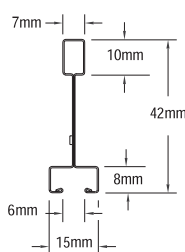
* Simple Span

** U.S. and Foreign Patents

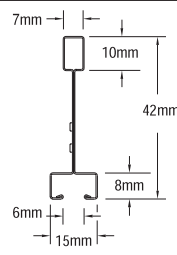
ASTM Class
HD - Heavy-duty
ID - Intermediate-duty
LD - Light-duty

Details

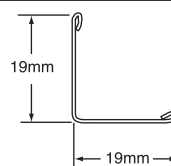
SILHOUETTE Main Beam with 6mm Reveal



SILHOUETTE Cross Tee with 6mm Reveal



Wall Molding



Shadow Molding

