

# ORCAL AXAL

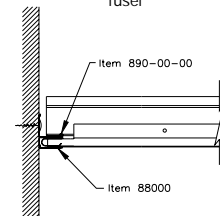
smooth texture

## Accessories

ITEM NUMBER	DIMENSIONS	COLOR	SUBSTRATE
<b>ORCAL AXAL - FIBERGLASS INFILL PANEL</b>			
820-01-00	24" x 24"	Black	Poly-wrapped Fiberglass
<b>SPECIAL ORDER</b>			
<b>ORCAL AXAL - SINGLE-SLOT AIR DIFFUSER</b>			
840-08-00	24" x 24"	White	-
<b>ORCAL AXAL - WALL TRIM</b>			
88000	1" x 3/8" x 8'	White	Galvanized Steel
<b>ORCAL AXAL - WALL TRIM CLIPS</b>			
890-00-00	-	Unpainted Steel	-



METAL CEILINGS  
Single- Slot Air Dif-  
fuser











Wall Trim and  
Wall Trim Clip

# ORCAL Clip-In

smooth texture

## Accessories

### ORCAL Clip-In Metal Ceilings Suspension System

 <p>C Channel Connector Diagram 2 BPAC1938C</p>	 <p>Wall Molding Diagram 6 BPT1932H</p>
 <p>C Channel Diagram 3 BPAC1938</p>	 <p>Security Clip Diagram 7 BPAM1640S</p>
 <p>DP12 Hanger Diagram 4 BPAM1640H</p>	 <p>DP12 Connector Diagram 8 BPAM1640C</p>
 <p>DP12 Main Carrier Diagram 5 BPAM1640</p>	 <p>Spring Clamp Diagram 10 BPT1932HC</p>

Suspension System Installation Diagram

